


## Electron Beam Evaporator E-Beam Evaporator

The e<sup>-</sup>-flux Mini E-Beam Evaporator is an evaporator for small and medium quantities of almost any material in the temperature range of 400K to 3100K. Evaporation is possible either directly from evaporant in rod form (Ø2-6mm) or out of a crucible. An integrated flux monitor allows maximum deposition control. Highly efficient watercooling ensures negligible outgassing during operation.

The e<sup>-</sup>-flux is very compact and mounted on a CF-40 flange (2.75"OD). It can easily be retrofitted to existing UHV systems as the mounting orientation is virtually unlimited. Main applications are in surface science, thin films and doping.

### e<sup>-</sup>-flux Mini E-Beam Evaporator



**e<sup>-</sup>-flux electron beam evaporator**  
with 50mm rod feed, shutter and flux monitor option

#### new features:

- emission current stabiliser
- direct setting of desired emission current
- LED to alert rod feed

The emission current stabiliser is a closed loop control to keep the emission current constant automatically.

The emission current can now be set directly on a linear scale.

An LED alerts when the evaporation rod has to be fed according to a self-defined threshold

**Main features:**

- Evaporation of almost every material possible
- Dual mode operation from rod or out of crucible (e-beam heated effusion cell)
- Simple rugged construction using only standard feedthroughs
- Cost effective pricing
- shutter, flux monitor, ion trap, various control options, wide range of crucibles and many other options available

**Description:**

A coiled tungsten filament (ground potential) is placed in close vicinity of an electrically conducting evaporant rod or crucible (high positive potential) and provides electrons which are accelerated towards the evaporant rod/crucible producing extremely high heating-power densities. The evaporation pocket is highly efficient watercooled to ensure negligible outgassing.

The construction of the e<sup>-</sup>-flux Mini E-Beam Evaporator is rugged for long term trouble free operation. Only standard feedthroughs are used even for the watercooling lines and the rodfeed to minimise downtime and enabling the user to self-service in case this should be necessary.

The filament can easily be replaced and can be self-made using standard Tungsten wire. The power supply is a conventional, rugged design which delivers up to 600W to allow even medium quantities of material to be deposited (>1nm/s). However, fine control of the emission current makes evaporation of very low rates (<0,01A/s) easy and reproducibly possible.

Due to the 600W power supply evaporation of Ø2mm and up to Ø6mm rods are possible. Besides the increased evaporation rates this also allows higher quality films. As the homogeneity of thin films is improved with larger distance, the disadvantage of lower deposition rates can therefore easily be compensated. The e<sup>-</sup>-flux can be tailored to almost any application using a wide range of options such as flux monitor, shutter, thermocouple, extended rod feed, ion trap option and many crucible materials.

**Modes of Operation:**

This evaporator can be used to evaporate material in two ways:

- *e-beam evaporator mode:* The material in rod form is directly bombarded by electrons and rises rapidly to evaporation temperature. Rod evaporation is generally preferable because it creates purest films (only evaporant is heated), no crucible employed (no crucible cost, no alloying) and evaporation from all direction possible. However, some materials such as those with high thermal conductivity and low melting points need crucible evaporation (below). Rod evaporation is suitable for refractory metals and other materials which reach


high partial pressures e.g.  $10^{-1}$  mbar before melting. As material is evaporated, more can be fed into the evaporation zone, using the linear motion feedthrough.

- *effusion cell mode*: The material is placed in a conducting, usually refractory metal crucible which is heated by electron bombardment causing the contents to evaporate. Optional temperature control of the evaporant via a thermocouple and PID controller make this mode identical to more conventional effusion cells. Effusion cell mode is intended for insulators or other poor electrical conductors and materials with lower melting points such as Au, Ag and Al which melt before reaching useful vapour pressures.



e<sup>-</sup>flux (with all options) and controller

The e<sup>-</sup>flux Mini E-Beam Evaporator has 2 sister products for applications where 2 or 4 different materials should be evaporated out of the same port. For further details see [www.tectra.de/e-flux2.htm](http://www.tectra.de/e-flux2.htm) and [www.tectra.de/e-flux4.htm](http://www.tectra.de/e-flux4.htm).



Single pocket, twin pocket and quad pocket mini e-beam evaporators

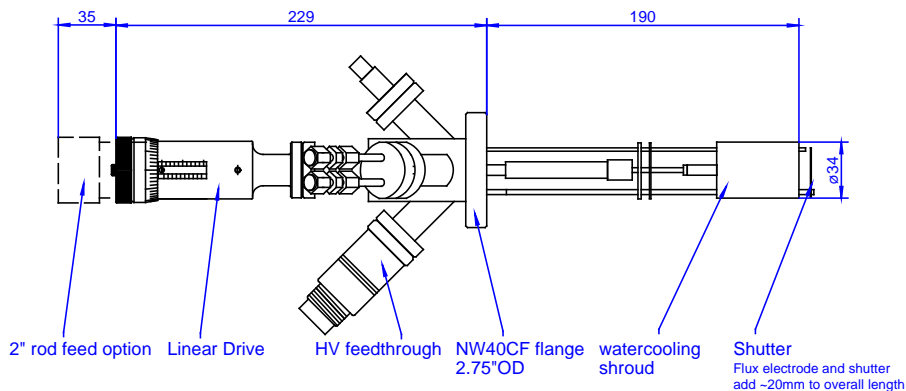
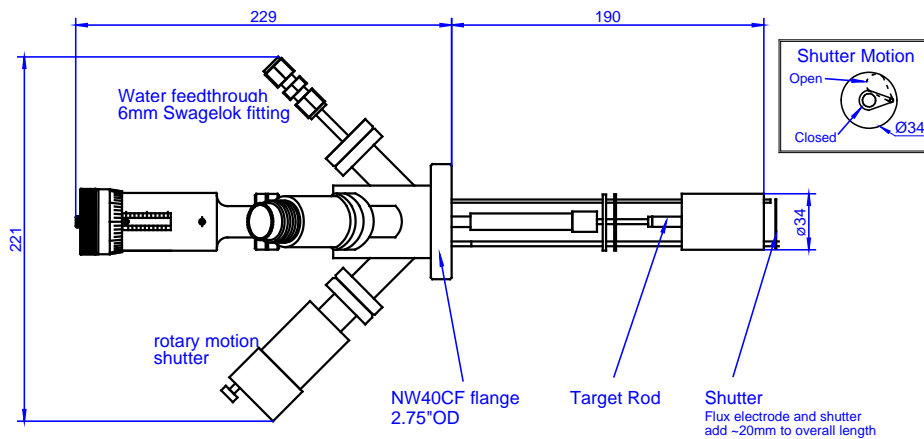
**New Features:**

The e<sup>-</sup>-flux e-beam evaporator/e-beam heated effusion cell provides a number of new features and advantages over previous designs:

- The power supply is constructed using simple and rugged technology which permits high electron beam powers up to 600W standard to be generated without the use of complex failure-prone electronics.
- The filament is a small coil consisting of several turns of tungsten wire as opposed to 'hairpin' and short-wire filaments. Because the filament fully surrounds the target, more uniform e-beam heating with consequently improved flux distribution can be achieved. Replacement filaments are readily fabricated from tungsten wire and easily exchanged thereby minimising operating costs.
- A built-in thermocouple (optional) can be used to monitor and stabilise the target temperature. The thermocouple can be used, as in any other K-Cell as part of a closed control loop comprising a PID controller and the control input on the power supply.
- Only standard feedthroughs are used to minimise servicing costs and downtime in case of eventual failures. The watercooling lines are flange mounted (CF-16, 1.33"OD) and can hence be disassembled easily. The rod feed driven by a conventional linear motion feedthrough found in most vacuum components catalogues.
- A flux monitor is available. This is an additional electrode which intercepts the edge of the emerging vapour beam. As the vapour leaves the crucible/rod it is partially ionised by the incoming electron beam. Some of the ions will be collected by the flux monitor electrode, generating a small positive current which is related in magnitude to the vapour flux. Besides flux monitor a flux controller (PID) is available to keep the flux automatically constant.
- The large electron emission surface provided by the tungsten coil filament allows higher e-beam powers to be used at lower filament temperatures than in short filament designs, with consequently extended filament lifetime. The filament is simple in form. Replacements may of course be purchased or be easily fabricated by the user from tungsten wire.
- The higher e-beam powers available (600W) mean that rods with larger diameters (up to 6mm) may be evaporated or crucibles with larger volumes used (up to 400mm<sup>3</sup>). This in turn means that higher evaporation rates can be obtained because of the larger evaporation area and that more material may be evaporated before refilling is required. Further, as films with highest homogeneity are achieved at larger distances the much higher evaporation rates enables best film quality.
- The design of the evaporator allows optionally rods of up to 50mm in length to be fed into the evaporation zone. 25mm rodfeed is standard.
- The ion trap option allows to deflect all charged particles out of the beam avoiding residual ions to affect the generated thin film.

**Specification:**

In vacuum length:	190mm (without options)
Max in vacuum diameter:	34mm
Mounting flange:	CF40 (2.75"OD)
Bakeout temperature:	Max. 200°C
Rod feed:	25mm, optionally 50mm
Crucible volume:	0,3ccm (standard)
Crucible materials	Mo, Ta, W, pyrol. Graphite, BN liner, Al <sub>2</sub> O <sub>3</sub> , Quartz
Deposition rate:	from <0,01Å/s to >2nm/s
Beam divergence:	±15°, ±12° with flux monitor
e-beam power:	max 600W
Controller:	19" rack mount, 3U high, 230VAC/50Hz or 115VAC/60Hz or 100VAC/50Hz
Options:	Shutter (manual and motorised), flux monitor/flux controller, thermocouple, ion trap, various crucibles, motorised rod feed and others



In the interests of continuous product development, specifications of the e<sup>-</sup>flux Mini Electron Beam Evaporator is subject to change without notice.